

National Driver Offender Retraining Scheme



Gallery Rooms, Level 3 Bramber House,

University of Sussex Campus, Falmer, Brighton BN1 9BJ

Car Park (P7 Jubilee Multi Storey) postcode: BN1 9SL

- Please bring your Photocard Driving Licence or Passport as you will be unable to register and attend the course without it
- There is a walk of up to 400 metres between the car park and the training room depending on route taken. The shorter route has steps, the longer does not
- Please allow plenty of time for your journey as roads can get congested at peak times
- Courses start promptly at published times and late arrivals will not be admitted

The course will take place in Bramber House Level 3, which is accessed on-foot from Refectory Road.

Car Parking: Please park in 'Car Park 7 – Jubilee multi-storey.' Postcode BN1 9SL, entered via Arts road – please see directions and maps below. [what.three.words ///mercy.punk.onion](http://what.three.words/mercy.punk.onion)

You MUST display a car parking permit in your window which is only valid when you write the correct date on it. You can find this included at the end of this letter.

Postcode for venue entrance (for taxi's/drop off): BN1 8BL [what.three.words ///trade.stuck.debate](http://what.three.words/trade.stuck.debate)

Upon Arrival: Display your dated parking permit in your car windscreen and make your way to the training room. See maps and directions below. You can find the parking permit at the end of this letter.

Registration: It is important that you arrive in time for registration: late arrivals will be refused admittance onto the course. The course fee will not be reimbursed, and you will be deemed not to have completed the course.

Identification: During registration at the venue, you are required to produce your Photocard Driving Licence or Passport. Please refer to our Terms & Conditions or for further information please contact 0330 222 8999.

Refreshments: Hot drinks are not provided so please do not serve yourself in the waiting area. Drinks can be purchased at the canteen on the ground floor,

Disabled Access: There is step-free access to the venue and a lift to the third floor where the meeting room facilities are held. There are disabled parking spaces for blue-badge holders opposite Bramber House but these are available on a first-come first-served basis. The multi-storey car park also has disabled spaces. If you have any concerns about the venue or special requirements, please contact us at driver.training@westsussex.gov.uk or telephone the office on 0330 222 8999 8.30am – 4pm.

Journey Planning – See photos below to aid your journey

Suggestions by road: Sussex University is located in Falmer, on the north side of the A27, outside Brighton. It can be easily accessed via the A27 from either direction.

From Brighton: Follow Lewes Road out of the city towards Falmer signposted A27/Sussex University. Join the A27 via the slip road, keeping in the left-hand lane to take the next exit towards the University.

At the top of the exit slip road take the first exit at the roundabout into Knights Gate Road. Continue onto Eastern Ring Road, which becomes Boiler House Hill, then Arts Road. Continue following Arts Road through the building tunnel. At the end of the road where the road bends to the left take the right-hand turn and continue up the hill. You will see the multi storey car park ahead of you, sign posted P7.

From the East: Exit the A27 signposted towards Falmer/Rottingdean B2123. At the roundabout take the 2nd exit onto The Drove/B2123. At the next roundabout continue straight over onto Knights Gate Road. Continue onto Eastern Ring Road, which becomes Boiler House Hill, then Arts Road. Continue following Arts Road through the building tunnel. At the end of the road where the road bends to the left take the right-hand turn and continue up the hill. You will see the multi storey car park ahead of you, sign posted P7.

From the West: Exit the A27 signposted towards University of Sussex, at the top of the slip road take the first exit on the roundabout into Knights Gate Road. Continue onto Eastern Ring Road, which becomes Boiler House Hill, then Arts Road. Continue following Arts Road through the building tunnel. At the end of the road where the road bends to the left take the right-hand turn and continue up the hill. You will see the multi storey car park ahead of you, sign posted P7.

Public transport:

Bus routes 5B 23, 25, 28, 29 and 50 run from the centre of Brighton to the campus. There are several bus stops located throughout the campus. Bramber House bus stop is just outside the building and is serviced by routes 23 and 25.

Train: The nearest station is Falmer, which is located on the opposite side of the A27 from the campus. There is a ten-minute walk to the venue from the station.

Getting from the car park to the training venue

Walking route (with steps) from Car Park 7 to Bramber House: Leave the main pedestrian exit of the car park and cross the road heading between 'Jubilee' & 'Silverstone' buildings ahead of you. There are three sets of steps (50 in total) heading downhill. At the bottom of these steps turn left to keep following the path. Turn right and continue down the next set of steps between (20 in total) and continue forwards. Bramber House is on your left. Turn left to join the pavement and enter the building, the main door is to the left of the Co-op store. *Distance: approximately 260m.*

Step free walking directions from Car Park 7 to Bramber House: Leave the car park and turn right downhill towards Arts Road, continue along Arts Rd walking beneath the building. Turn first left into Refectory Road, and Bramber House is ahead on your left after the grassy area, the entrance is just past the Co-op store. *Distance: approximately 400m.*

Driving into Sussex University Campus




Follow Knights Gate Rd onto campus and continue on into Arts Rd



Follow Arts Rd forwards through the archway

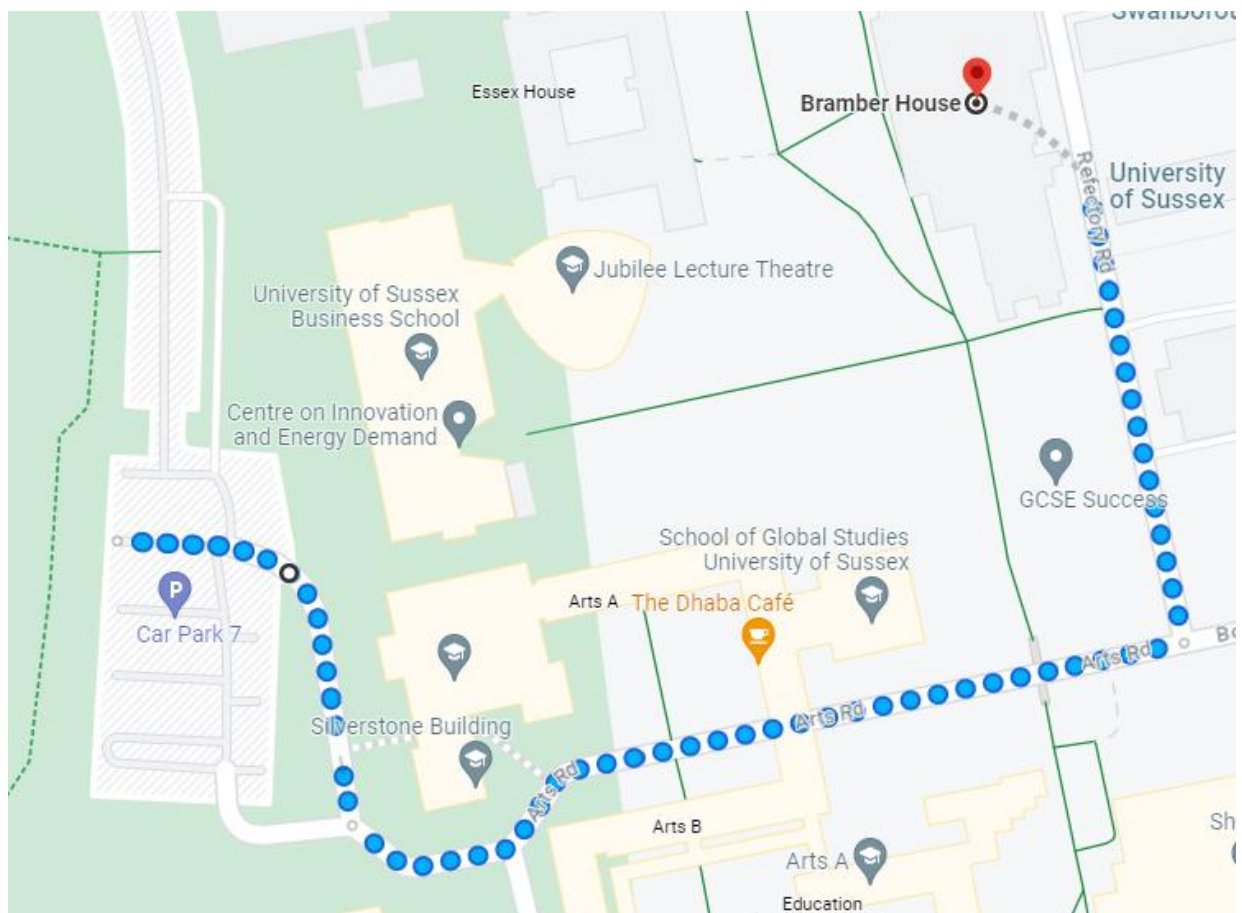


The road turns to the right and uphill, signposted car park 7.



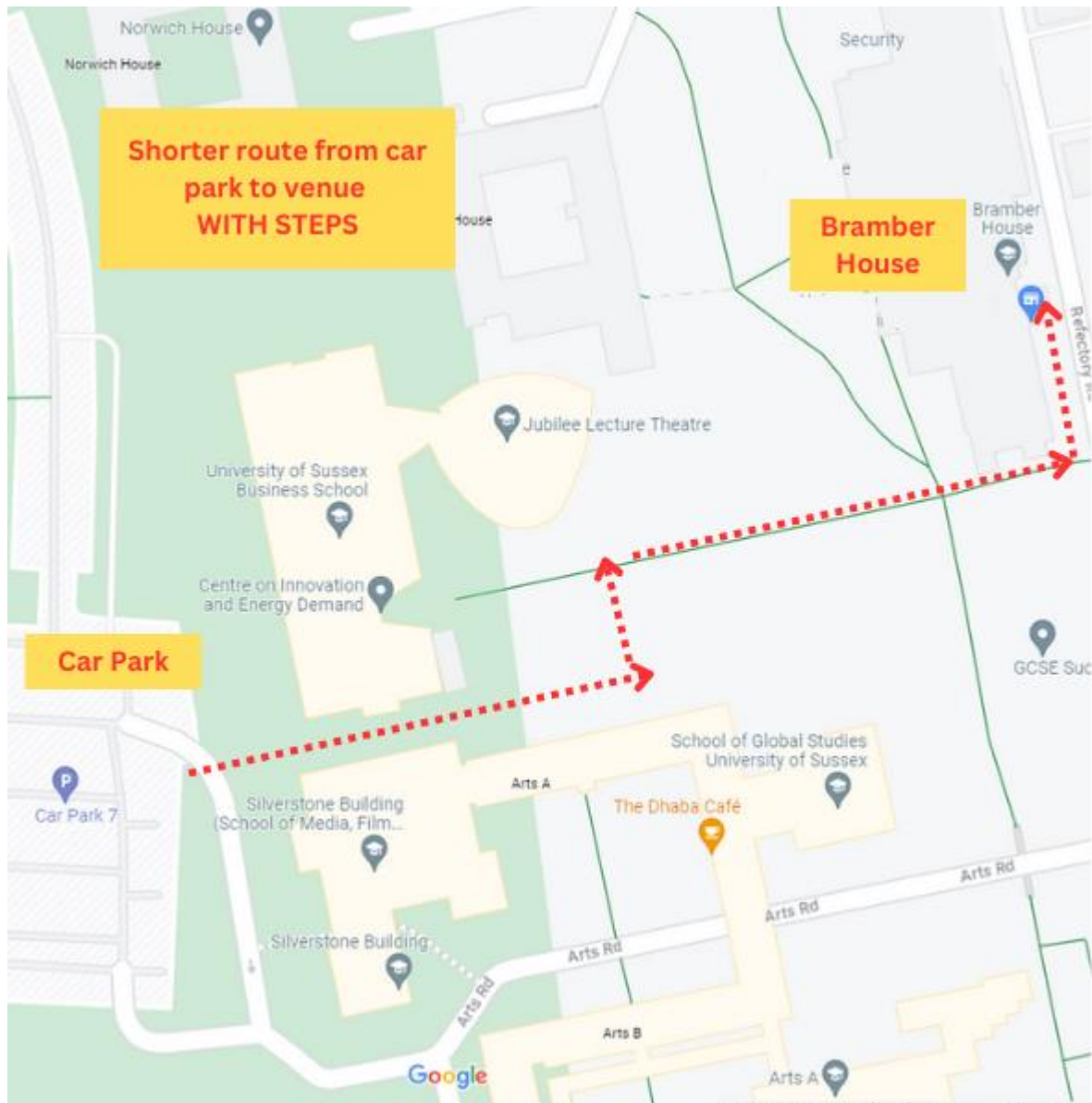
Entrance to P7 Carpark.

Map of longer step-free route from car park to Bramber House



This route is approximately 400m, with downhill incline.

Map of shorter route with steps from car park to venue



This route is approximately 260m, with around 70 steps heading downhill to the venue.

Shorter route with steps from car park to Bramber House route




View from car park of route with steps



Cross road and walk down steps



Follow steps down, turn left and continue following path to right, continue down steps



Bramber House, entrance next to Co-op store

Step free access from car park to Bramber House route



Exit car park P7 and head right, following path down hill



Continue to follow as road bends left and continue onto Arts Road.



Continue forwards on path through the building tunnel ahead




Take the next left turn into Refectory Road, Bramber House is ahead on the left.

Accessing Training Room on Level 3 of Bramber House




Entrance is on Refectory Road next to Co-op store



Walk past co-op store towards double doors and turn right through doors.



Use lift or stairs to access Level 3



Enter waiting area

There is no direct contact phone number for the venue or the presenters. Please be aware this is a non-smoking / vaping venue, please only use the designated areas provided. Please ensure that you have read and understood our Terms & Conditions.

Your parking permit is on the next page.

YOU MUST WRITE THE CORRECT DATE OF YOUR COURSE ON IT AND THEN DISPLAY IT CLEARLY IN YOUR VEHICLE WINDSCREEN.

Sussex Driver Training cannot be held responsible for any charges incurred due either to:

- failing to display a parking permit, or
- failing to display a parking permit with an incorrect/missing date.

CONFERENCE PARKING PERMIT

This temporary permit allows parking in any standard car parking bay on the University of Sussex campus, on the date as indicated below, for a designated event at the University.

Where specific parking spaces have been reserved by your organiser they must be used.

To contact the owner of this vehicle, call Conference Services on (01273) 67 8678

- Parking is permitted in **standard bays only** – drivers that park in restricted areas will be liable to receive a Parking Charge Notice (PCN). This includes disabled bays (unless displaying a valid Blue Badge), double-yellow lines, loading bays, and any other location signposted as No Parking.
- You do not need to display a scratchcard, or otherwise pay for visitor parking with this temporary permit displayed.
- Motor vehicles parked on the University campus are parked there at their owners' risk and the University cannot accept liability for loss or damage.

Parking enforcement is active on campus.

Terms and conditions apply. Visit www.sussex.ac.uk/transport for more information.

DATE OF EVENT

--

REASON FOR VISIT

Driver Training Course

